

## Safety Instructions



0,1,2,3,4,6,7,11,15,  
16,17,22,25,



Info Hotline

+49 (0) 5041 998 389

Mon.-Do. 7<sup>00</sup> - 20<sup>00</sup>

Fr. 7<sup>00</sup> - 17<sup>00</sup>



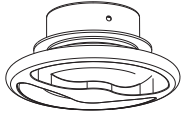
Paulmann Licht GmbH  
31832 Springe /Germany  
www.paulmann.com

Art.-Nr.:  
**925.07**

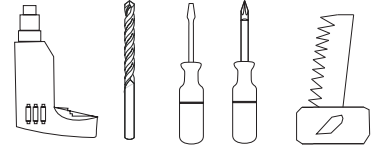
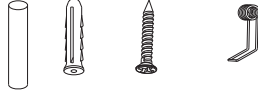
(+MA 173)

PSU 06/10

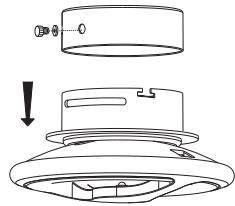
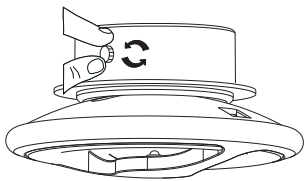
1X



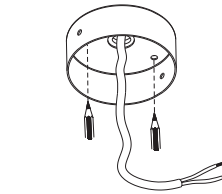
Incl.



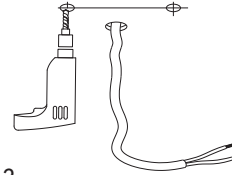
**A**



**B**

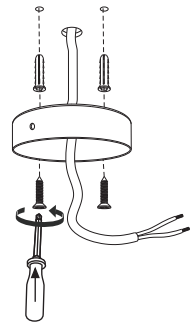


1.



2.

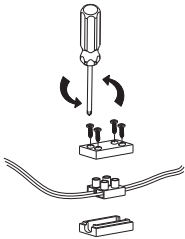
3.



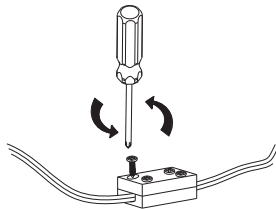
Safety Instructions  
Nr. 0,1,2

**C**

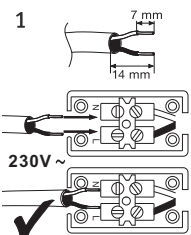
1.



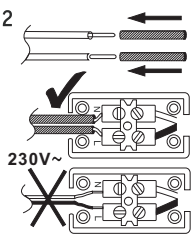
3.



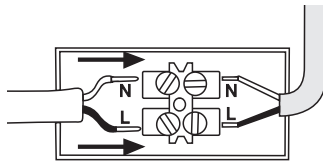
1



2.

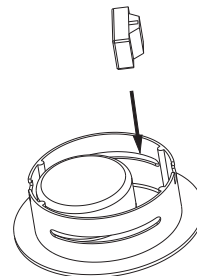


Safety Instructions  
Nr. 0,3,4




**D**

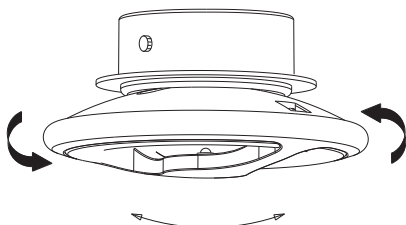
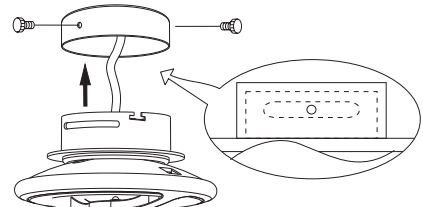
1.



3.

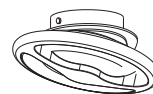


2.



A, B, C, D.....

1.



2.



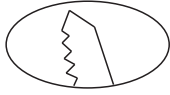
3.



4.



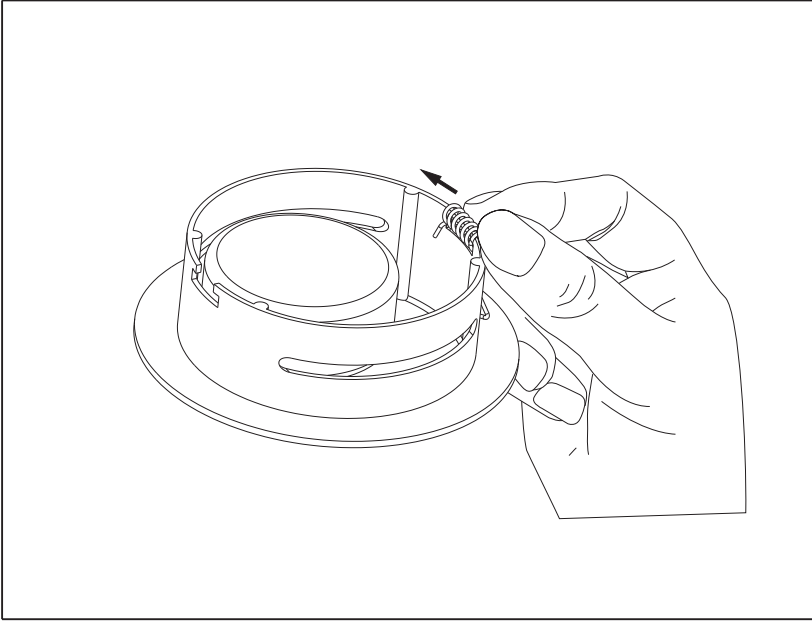
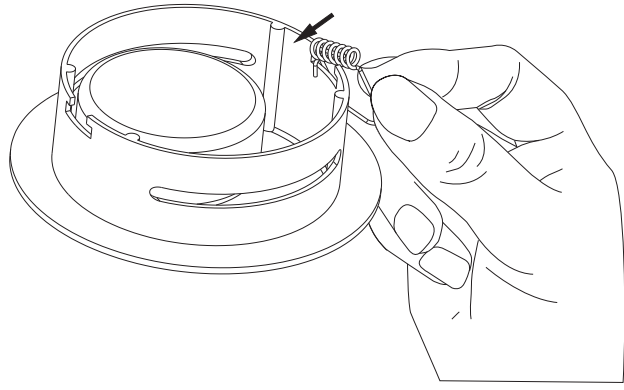
**B1**



( $\varnothing$  86mm)

**Safety Instructions**  
Nr. 0,2

**C1**



**D1**

